

PRELIMINARY SPEC

Part Number: APK3216RWC/A-F01

WHITE



ATTENTION
OBSERVE PRECAUTIONS
FOR HANDLING
ELECTROSTATIC
DISCHARGE
SENSITIVE
DEVICES

Features

- 3.2mmx1.6mm SMT LED, 1.1mm THICKNESS.
- LOW POWER CONSUMPTION.
- WIDE VIEWING ANGLE.
- IDEAL FOR BACK LIGHT AND INDICATOR.
- VARIOUS COLORS AND LENS TYPES AVAILABLE.
- PACKAGE : 2000PCS / REEL.
- MOISTURE SENSITIVITY LEVEL : LEVEL 4.
- ELECTROSTATIC DISCHARGE THRESHOLD (HBM):1000V.
- TYP. COLOR TEMPERATURE:6500K
- COLOR COORDINATES:X=0.31,Y=0.31 ACC. TO CIE1931(WHITE).
- OPTICAL EFFICIENCY:10.5 lm/W(TYP.)
- COLOR REPRODUCTION INDEX:80
- RoHS COMPLIANT.

Description

The source color devices are made with InGaN on SiC Light Emitting Diode.

Static electricity and surge damage the LEDs.

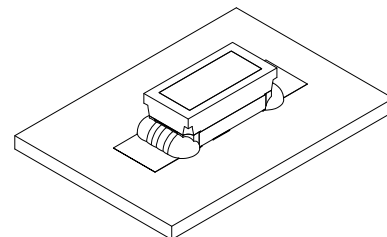
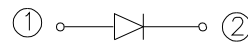
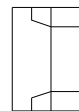
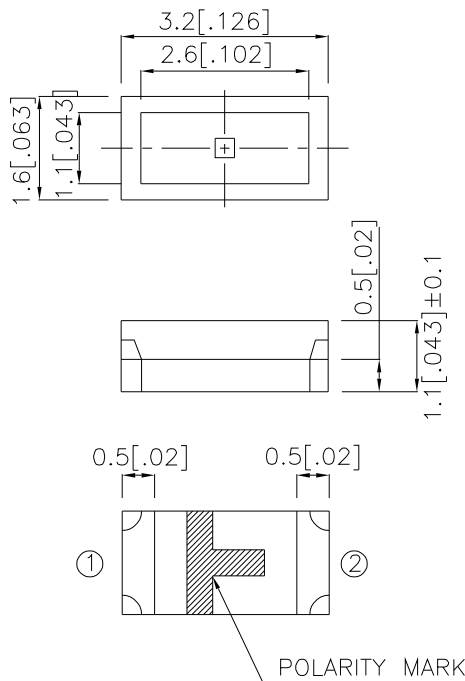
It is recommended to use a wrist band or anti-electrostatic glove when handling the LEDs.

All devices, equipment and machinery must be electrically grounded.

Applications

- traffic signaling.
- backlighting (illuminated advertising , general lighting).
- interior and exterior automotive lighting.
- substitution of micro incandescent lamps.
- reading lamps.
- signal and symbol luminaire for orientation.
- marker lights (e.g. steps, exit ways, etc).
- decorative and entertainment lighting.
- indoor and outdoor commercial and residential architectural lighting.

Package Dimensions



Notes:

1. All dimensions are in millimeters (inches).
2. Tolerance is ±0.2(0.008") unless otherwise noted.
3. Specifications are subject to change without notice.
4. The device has a single mounting surface. The device must be mounted according to the specifications.



Selection Guide

Part No.	Dice	Lens Type	Luminous Intensity ^{Note2} Iv(mcd) @ 20 mA		Φ_v (mlm) ^{Note3} @ 20 mA	Viewing Angle ^{Note1}
			Min.	Typ.	Typ.	2 θ 1/2
APK3216RWC/A-F01	WHITE (InGaN)	WATER CLEAR	70	200	700	90°

Absolute Maximum Ratings at T_A=25°C

Parameter	Symbol	Value	Unit
Power dissipation	P _t	120	mW
Reverse Voltage	V _R	5	V
Junction temperature	T _J	110	°C
Operating Temperature	T _{op}	-40 To +85	°C
Storage Temperature	T _{stg}	-40 To +100	°C
DC Forward Current	I _F	30	mA
Peak Forward Current ^{Note4}	I _{FM}	100	mA
Thermal resistance Junction/ambient ^{Note5}	R _{th JA}	300	°C/W
Junction/solder point	R _{th JS}	120	°C/W

Notes:

1. θ 1/2 is the angle from optical centerline where the luminous intensity is 1/2 the optical centerline value.
- 2.Luminous intensity is measured by a current pulse of 10ms at a tolerance of \pm 15%.
- 3.The typical data of Luminous Flux can only reflect statistical figures, actual parameters of individual product could differ from the typical data. For the purpose of product enhancement, the typical data is subject to change without prior notice.
- 4.1/10 Duty Cycle, 0.1ms Pulse Width.
- 5.R_{th}(J-A) Results from mounting on PC board FR4 (pad size \geq 16 mm² per pad),

Electrical / Optical Characteristics at T_A=25°C

Parameter	Symbol	Value	Unit
Chromaticity coordinate x acc.to CIE1931 I _F =20mA [Typ.]	X ^{Note1}	0.31	-
Chromaticity coordinate y acc.to CIE1931 I _F =20mA [Typ.]	Y ^{Note1}	0.31	-
Forward Voltage I _F =20mA [Min.]	V _F ^{Note2}	2.7	V
Forward Voltage I _F =20mA [Typ.]		3.2	
Forward Voltage I _F =20mA [Max.]		4.0	
Reverse Current (V _R =5V) [Typ.]	I _R	0.01	μ A
Reverse Current (V _R =5V) [Max.]		10	
Temperature coefficient of x I _F =20mA, -10°C \leq T \leq 100°C [Typ.]	TC _x	-0.1	10 ⁻³ /°C
Temperature coefficient of y I _F =20mA, -10°C \leq T \leq 100°C [Typ.]	TC _y	-0.2	10 ⁻³ /°C
Temperature coefficient of V _F I _F =20mA, -10°C \leq T \leq 100°C [Typ.]	TC _v	-2.5	mV/°C

Notes:

- 1.Chromaticity coordinates are measured by a current pulse of 20ms with a tolerance of \pm 0.01 in X and Y color coordinates.
- 2.Forward voltage is measured with a current pulse of 10ms at a tolerance of \pm 0.1V.

Brightness codes

Code.	luminous Intensity ^{Note1} Iv(mcd) @ 20 mA		$\Phi_v(\text{mlm})$ ^{Note2} @ 20 mA
	Min.	Max.	Typ.
M	70	130	300
N	110	220	480
P	180	320	710
Q	280	420	960

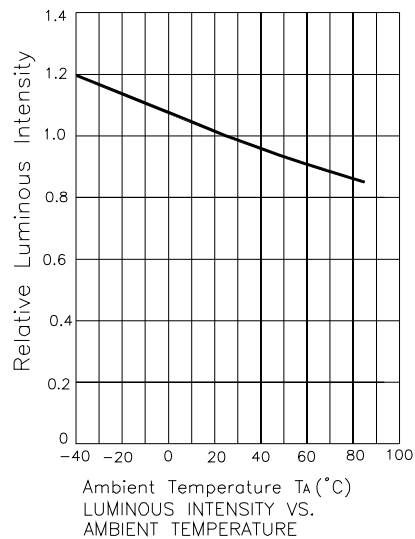
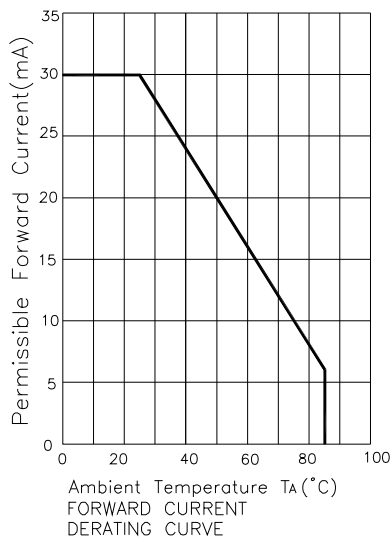
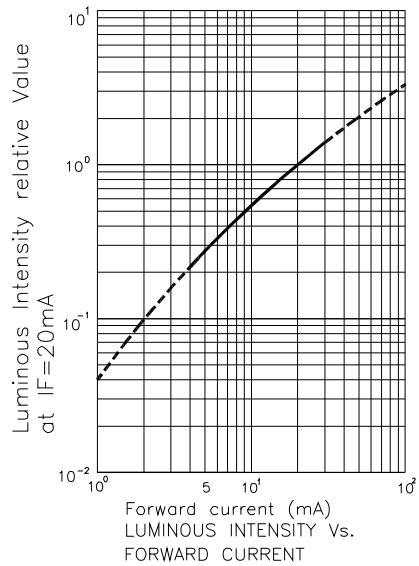
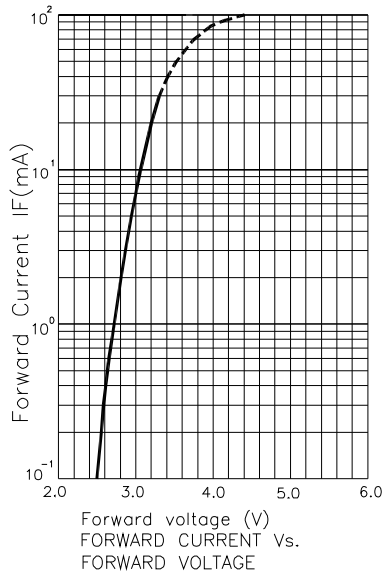
Notes:

1.Luminous intensity is measured by a current pulse of 10ms at a tolerance of $\pm 15\%$.

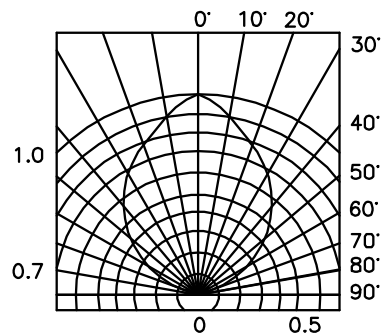
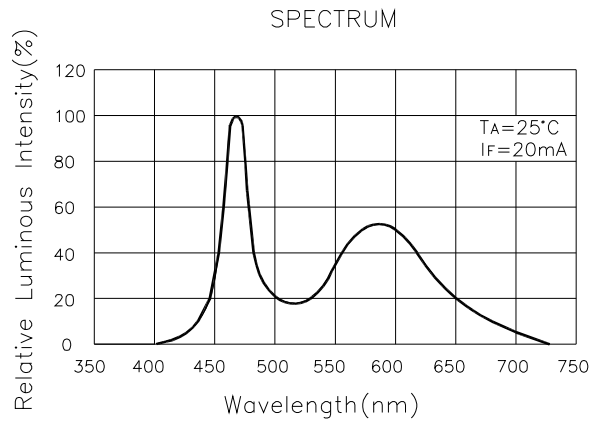
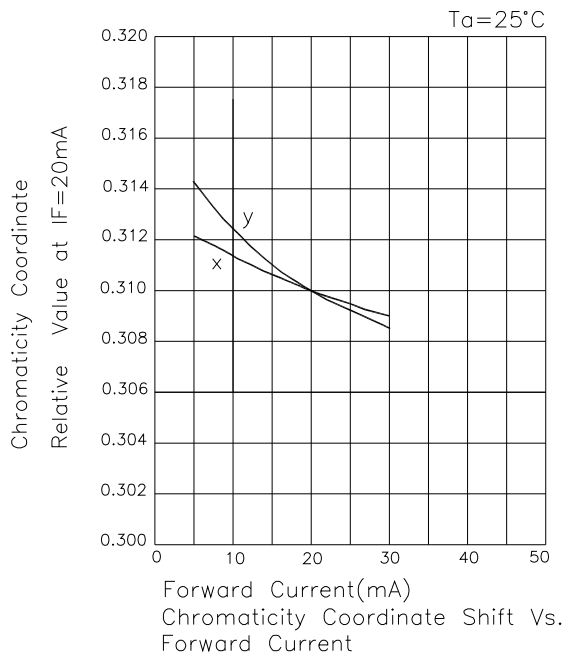
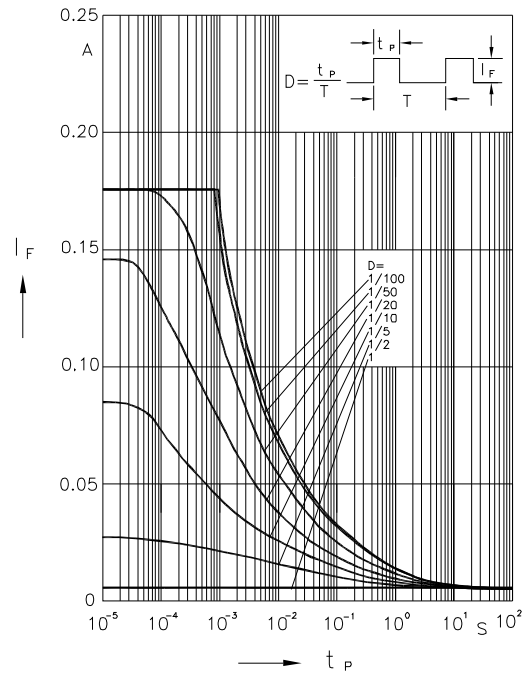
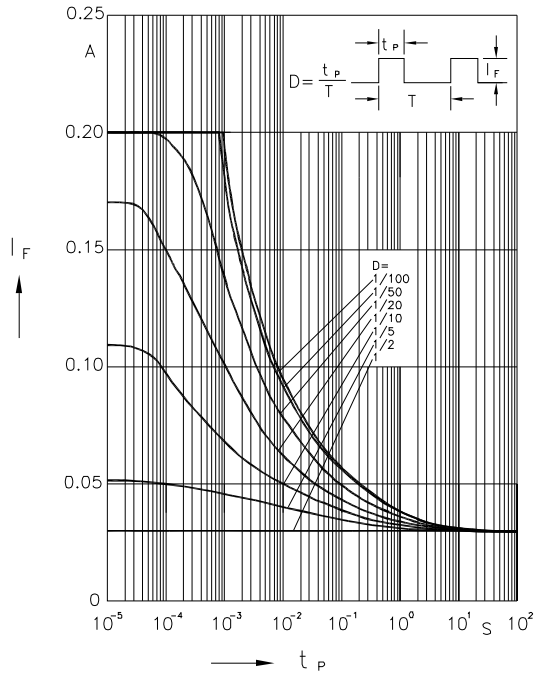
2.The typical data of Luminous Flux can only reflect statistical figures, actual parameters of individual product could differ from the typical data. For the purpose of product enhancement, the typical data is subject to change without prior notice.

White

APK3216RWC/A-F01

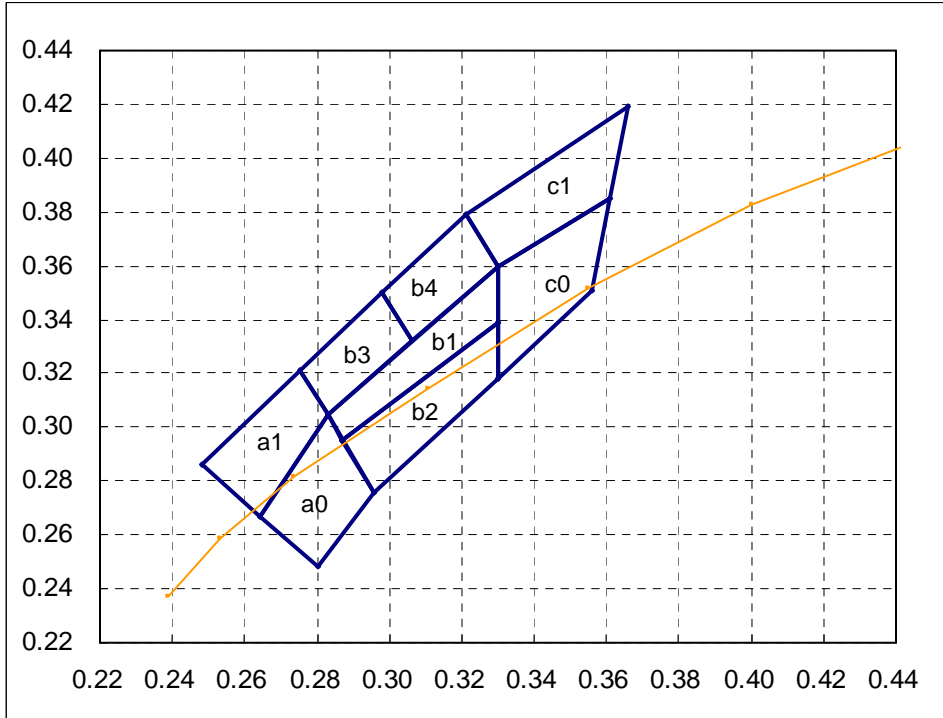


APK3216RWC/A-F01



APK3216RWC/A-F01

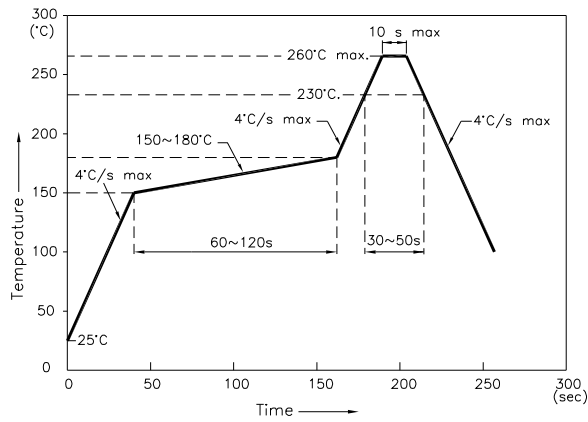
White CIE



a0					a1				
X	0.264	0.283	0.296	0.280	X	0.248	0.275	0.283	0.264
Y	0.267	0.305	0.276	0.248	Y	0.286	0.321	0.305	0.267
Reference CCT: 14000~9000k					Reference CCT: 14000~9000k				
b1					b2				
X	0.283	0.330	0.330	0.287	X	0.287	0.330	0.330	0.296
Y	0.305	0.360	0.339	0.295	Y	0.295	0.339	0.318	0.276
Reference CCT: 9000~5600k					Reference CCT: 9000~5600k				
b3					b4				
X	0.275	0.298	0.306	0.283	X	0.298	0.321	0.330	0.306
Y	0.321	0.350	0.332	0.305	Y	0.350	0.379	0.360	0.332
Reference CCT: 9000~7000k					Reference CCT: 7600~5600k				
c0					c1				
X	0.330	0.361	0.356	0.330	X	0.321	0.366	0.361	0.330
Y	0.360	0.385	0.351	0.318	Y	0.379	0.419	0.385	0.360
Reference CCT: 5600~4600k					Reference CCT: 6000~4600k				

APK3216RWC/A-F01

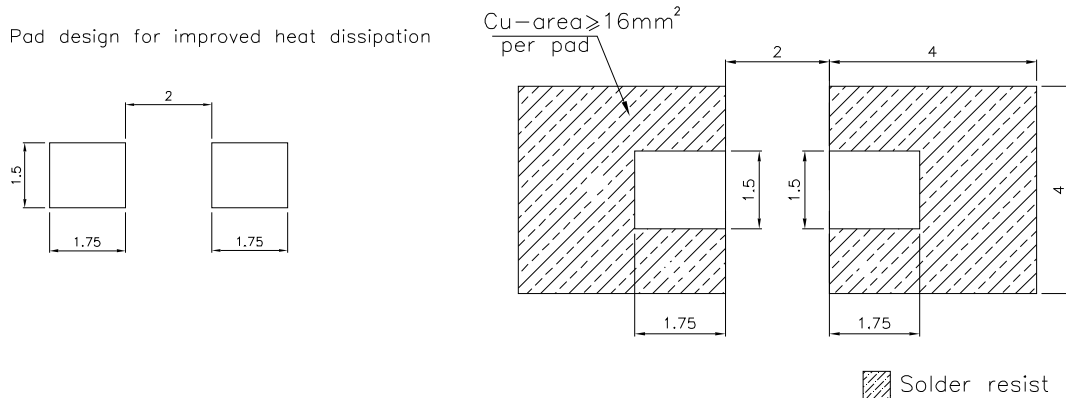
Reflow Soldering Profile For Lead-free SMT Process.



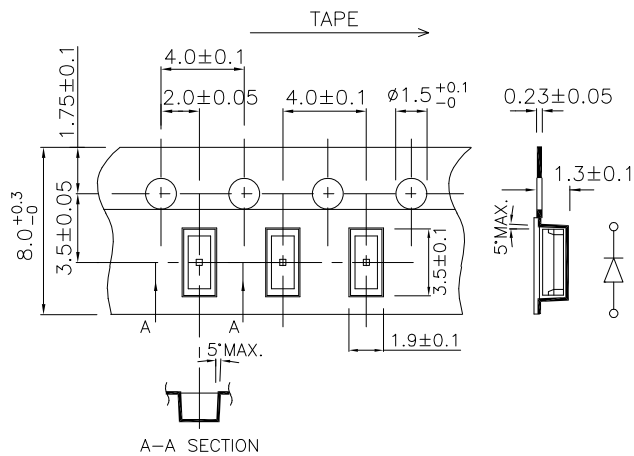
NOTES:

1. We recommend the reflow temperature 245°C(+/-5°C). The maximum soldering temperature should be limited to 260°C.
2. Don't cause stress to the epoxy resin while it is exposed to high temperature.
3. Number of reflow process shall be 2 times or less.

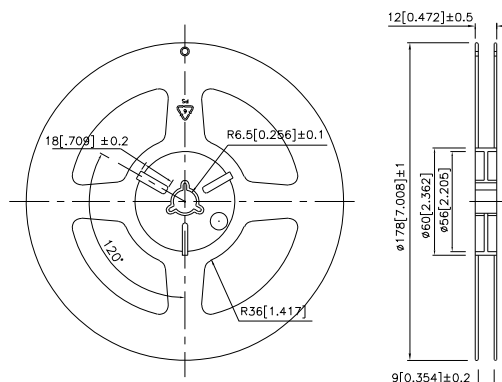
Recommended Soldering Pattern (Units : mm; Tolerance: ± 0.1)



Tape Specifications (Units : mm)

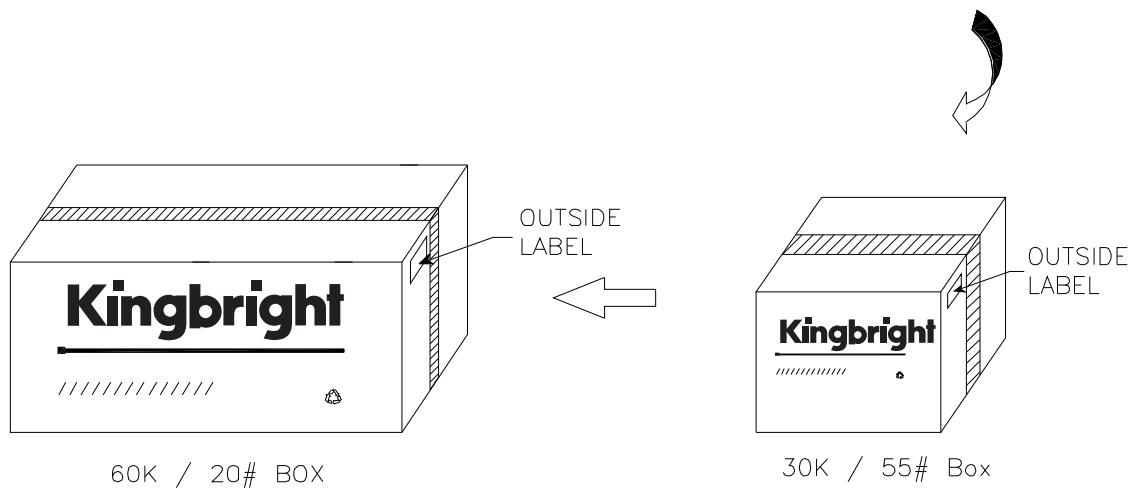
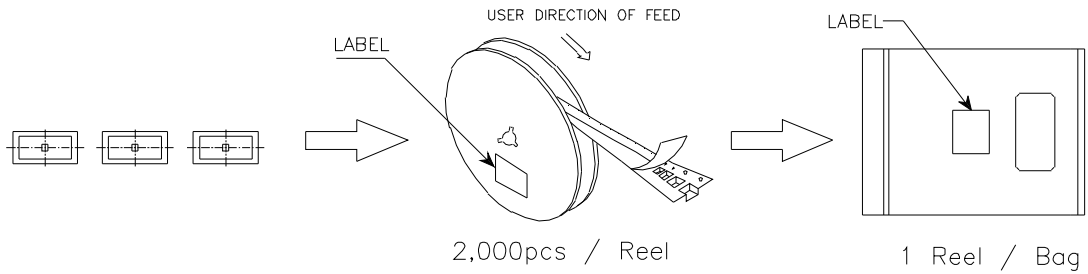


Reel Dimension



PACKING & LABEL SPECIFICATIONS

APK3216RWC/A-F01



Kingbright


P/NO: APK3216XXX

QTY: 2,000 pcs Q.C. Q C
xx xx. xxxx

S/N: XXXX PASSED

CODE: XXX Date

LOT NO:



xxxxxxxxxxxxxxxxxxxxxxxxxxxxxxxx

RoHS Compliant